

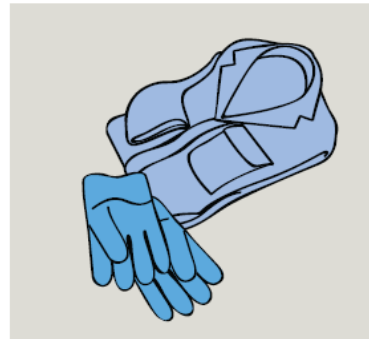
Carpet Spot and Stain Remover


Jangro

Product Usage Guide

Professional

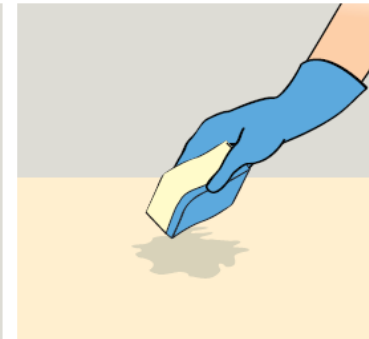
BE021-5



1. Use appropriate PPE as indicated in the Safety Data Sheet.



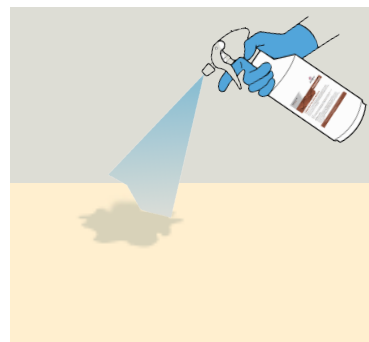
2. Place Safety Signs.




3. Agitate dry spots, careful not to damage delicate fabrics.



4. Pour solution into trigger spray bottle, undiluted.



5. Spray directly onto affected area. Allow liquid to penetrate.



6. Wait for 5 minutes.



7. Absorb the stain out by blotting with white tissue paper or extract with a machine.



8. Once surface is dry remove Safety Signs.

Health & Safety

Please refer to relevant COSHH Safety Data Sheet



Scan for further product details



Always test a small inconspicuous area for colour fastness.

www.jangro.net

